



Accessibility and Your Computer

Presented by
Annette Cerreta, OTL, ATP
PACER Simon Technology Center
Jo Erbers, Executive Director
UCP Minnesota



Workshop Sponsors

- Minnesota Department of Education
- Minnesota Council on Developmental Disabilities
- People Enhancing People
- United Cerebral Palsy of Minnesota
- PACER Center



Who We are...



1064 Felix Street
West St Paul, MN 55118
651-450-5960
PEPeople@msn.com



Who We are...



1821 University Ave W #219S
St. Paul, MN 55104
651-646-7588
800-328-4827 Ext 1437
www.ucpmn.org



Who We Are...



PACER Simon Technology Center

8161 Normandale Blvd S.

Minneapolis, MN 55437

www.pacer.org/stc



Today's Agenda

- Overview of Microsoft Accessibility Features
- Keyboards & Mice Alternatives
- Funding & Resources
- Wrap up & Evaluations



Microsoft Accessibility Overview



Microsoft Accessibility Features

- Designed to make computing easier for people with visual, hearing, and motor disabilities.
- These features were found to be helpful for people without disabilities as well.
- Windows 95 was first Microsoft operating system with accessibility features.



Microsoft
Accessibility
Technology for Everyone



Microsoft Accessibility Features

- Features and utilities were added or modified in subsequent operating systems: Windows 98, 2000, ME, NT,XP
- Therefore, some features are not available in certain versions of the Windows OS. For a comparison of accessibility features in various versions of Windows go to: www.microsoft.com/enable
- Accessibility features are available for other Microsoft products such as Word, Outlook, Office, Internet Explorer
- For online accessibility tutorials for these programs, go to www.microsoft.com/enable



Windows XP Accessibility

- **Display and Readability**
These features increase visibility and readability of items on the computer screen.
 - Font style, color, and size of items on the desktop
 - Icon size
 - Screen resolution
 - High contrast schemes
 - Cursor width control (not available in 95,98,NT,2000)
 - Cursor blink rate control
 - Microsoft Magnifier utility (not available in 95,NT)



Windows XP Accessibility

■ Sounds

These features make computer sounds easier to hear or provide visual alternatives to sound.

- Sound Volume – turn computer sound up or down.
- ShowSounds – displays captions for speech and sounds *if available*.
- SoundSentry – displays visual warnings for system sounds.
- Notification – get sound or visual cues when accessibility features are turned on or off.



Windows XP Accessibility

■ Mouse Options

These features make the mouse easier to use and see.

- Double-click speed
- ClickLock (limited availability in Windows 95,98, NT)
- Pointer speed control (not in 95)
- Pointer trails (not in 2000)
- SnapTo – move pointer to default button in dialogue box
- Reverse the function of the right and left mouse buttons
- Pointer schemes – choose size and color options for better visibility.



Windows XP Accessibility

Keyboard Options

These features make the keyboard easier to use.

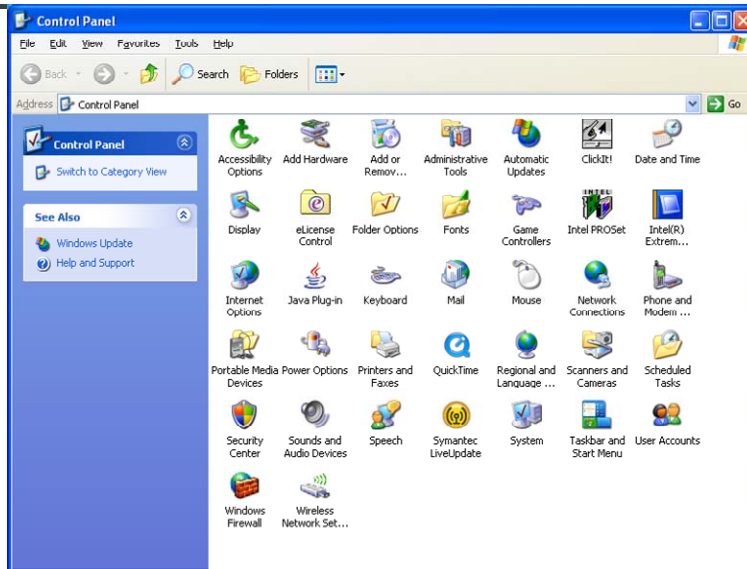
- Filter Keys – ignore brief or repeated keystrokes and slow down the repeat rate
- Sticky Keys – allows pressing one key at a time rather than simultaneously (i.e. control+alt+delete)
- MouseKeys – allows user to move the mouse pointer using the numeric keypad
- Toggle Keys – hear tones when pressing CAP lock, NUM lock, and SCROLL lock
- Dvorak Keyboard Layout – choice of alternative keyboard layouts for people who type with one hand or finger.
- Extra Keyboard Help – get Tooltips and other keyboard help



Microsoft Operating System Accessibility Features

- You can access these features through:
 - The Control Panel
 - The Accessibility Wizard & Utilities

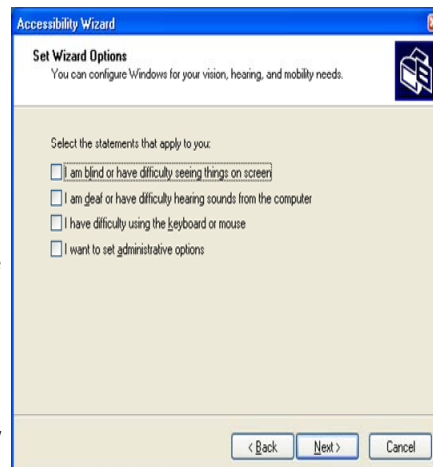
Control Panel Accessibility Options



Windows Accessibility Wizard

Windows Accessibility Wizard

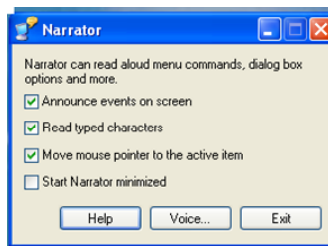
- The Accessibility Wizard can help new users set up accessibility options that address **visual, hearing and dexterity** needs all in one place.
- The Accessibility Wizard asks questions about accessibility needs. Based on the answers, it configures utilities and settings for individual users.
- Not available in Windows 95 or NT
- All Programs/Accessories/Accessibility/Accessibility Wizard



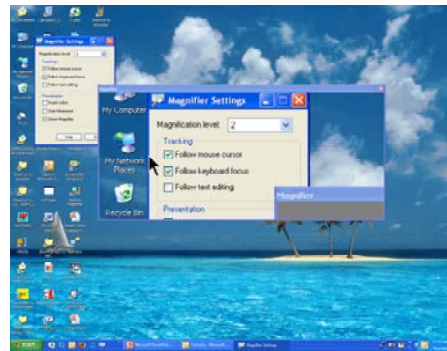
Windows Accessibility Utilities



On-screen keyboard (Not in Windows98,NT)



Narrator – text-to-speech



Magnifier (Not in 95, NT)

Go to: All Programs/Accessories/Accessibility

PACER is a Microsoft Accessibility Resource Center

- PACER Simon Technology Center is one of over 50 Microsoft Accessibility Resource Centers in the nation.
- As a Microsoft center, PACER provides support and training on Microsoft Accessibility options that enhance computer use.
- To learn more about Microsoft Accessibility features and resources, contact the Simon Technology Center at stc@pacer.org or 952-838-9000.